

# St. Xavier's College Thumba

Thiruvananthapuram, Kerala

*A knowledge Society with Compassion Equity and Justice*

## Student Satisfaction Survey 2019-20



**IQAC**  
**St. Xavier's College Thumba**

[www.stxaviersthumba.org](http://www.stxaviersthumba.org)

## List of Contents

| No | Item   |
|----|--|
| 1  | Questionnaire                                  |
| 2  | Programme -wise participation list of students |
| 3  | Summary of the survey                          |
| 4  | Graphical representation of important data     |
| 5  | Action taken report                            |

# Questionnaire

## Student Satisfaction Survey

For the Submission of AQAR 2019-20 to  
National Assessment and Accreditation Council (NAAC)

### *Guidelines for Students*

*St. Xavier's College, Thumba is conducting a Student Satisfaction Survey regarding Teaching – Learning and Evaluation, which will help to upgrade the quality in higher education. A student will have to respond to all the questions given in the following format with her/his sincere effort and thought. Her/his identity will not be revealed.*

A) Please confirm this is the first and only time you answer this survey.

- a) Yes
- b) No

B) Age:

D) Gender:

C) Semester:

E) What degree program are you pursuing now?

- a) Bachelor's
- b) Master's

F) What subject area are you currently pursuing?

- a) Arts
- b) Commerce
- c) Science

### **Instructions to fill the questionnaire**

- All questions should be compulsorily attempted.
- Each question has five responses, choose the most appropriate one.
- The response to the qualitative question no. 21 is student's opportunity to give suggestions or improvements; she/he can also mention weaknesses of the institute here. (Kindly restrict your response to teaching learning process only)

Following are questions for online student satisfaction survey regarding teaching learning process.

#### **1. How much of the syllabus was covered in the class?**

4 – 85 to 100%

3 – 70 to 84%

2 – 55 to 69%

1– 30 to 54%

0 –Below 30%

#### **2. How well did the teachers prepare for the classes?**

4 –Thoroughly

3 – Satisfactorily

2 – Poorly

1 – Indifferently

0 – Won't teach at all

#### **3. How well were the teachers able to communicate?**

4 – Always effective

3 – Sometimes effective

2 – Just satisfactorily

1– Generally ineffective

0– Very poor communication

#### **4. The teacher's approach to teaching can best be described as**

4– Excellent

3 – Very good

2 – Good

1 – Fair

0– Poor

#### **5. Fairness of the internal evaluation process by the teachers.**

4 – Always fair

3 – Usually fair

2 – Sometimes unfair

1 – Usually unfair

0– Unfair

6. Was your performance in assignments discussed with you?

4 – Every time

3 – Usually

2 – Occasionally/Sometimes

1 – Rarely

0– Never

7. The institute takes active interest in promoting internship, student exchange, field visit opportunities for students.

4 – Regularly

3 – Often

2 – Sometimes

1 – Rarely

0– Never

8. The teaching and mentoring process in your institution facilitates you in cognitive, social and emotional growth.

4 – Significantly

3 – Very well

2 – Moderately

1 – Marginally

0– Not at all

9. The institution provides multiple opportunities to learn and grow.

4 – Strongly agree

3 – Agree

2 – Neutral

1 – Disagree

0– Strongly disagree

10. Teachers inform you about your expected competencies, course outcomes and programme outcomes.

4 – Every time

3 – Usually

2– Occasionally/Sometimes

1 – Rarely

0– Never

11. Your mentor does a necessary follow-up with an assigned task to you.

- 4 – Every time
- 3 – Usually
- 2 – Occasionally/Sometimes
- 1 – Rarely
- 0 – I don't have a mentor

12. The teachers illustrate the concepts through examples and applications.

- 4 – Every time
- 3 – Usually
- 2 – Occasionally/Sometimes
- 1 – Rarely
- 0 – Never

13. The teachers identify your strengths and encourage you with providing right level of challenges.

- 4 – Fully
- 3 – Reasonably
- 2 – Partially
- 1 – Slightly
- 0 – Unable to

14. Teachers are able to identify your weaknesses and help you to overcome them.

- 4 – Every time
- 3 – Usually
- 2 – Occasionally/Sometimes
- 1 – Rarely
- 0 – Never

15. The institution makes effort to engage students in the monitoring, review and continuous quality improvement of the teaching learning process.

- 4 – Strongly agree
- 3 – Agree
- 2 – Neutral
- 1 – Disagree
- 0 – Strongly disagree

16. The institute/ teachers use student centric methods, such as experiential learning, participative learning and problem solving methodologies for enhancing learning experiences.

- 4 – To a great extent
- 3 – Moderate

2 – Some what

1 – Very little

0 – Not at all

17. Teachers encourage you to participate in extracurricular activities.

4 – Strongly agree

3 – Agree

2 – Neutral

1 – Disagree

0 – Strongly disagree

18. Efforts are made by the institute/ teachers to inculcate soft skills, life skills and employability skills to make you ready for the world of work.

4 – To a great extent

3 – Moderate

2 – Some what

1 – Very little

0 – Not at all

19. What percentage of teachers use ICT tools such as LCD projector, Multimedia, etc. while teaching.

4 – Above 90%

3 – 70 – 89%

2 – 50 – 69%

1 – 30 – 49%

0 – Below 29%

20. The overall quality of teaching-learning process in your institute is very good.

4 –Strongly agree

3 – Agree

2 – Neutral

1 – Disagree

0 – Strongly disagree

21. Give three observation / suggestions to improve the overall teaching – learning experience in your institution.

a)

b)

c)

## Programme-wise participation List of Students

| No | Programme                           | Number of students participated |
|----|-------------------------------------|---------------------------------|
| 1  | B.Sc. Botany and Biotechnology      | 60                              |
| 2  | B.Sc. Chemistry                     | 68                              |
| 3  | B.Sc. Physics                       | 67                              |
| 4  | B.Sc. Mathematics                   | 55                              |
| 5  | B.A. Malayalam & Mass Communication | 98                              |
| 6  | B.A. History                        | 74                              |
| 7  | B.A. Economics                      | 66                              |
| 8  | B.Com                               | 120                             |
| 9  | M.Sc. Physics                       | 13                              |
| 10 | M.Com                               | 17                              |
|    | Total                               | 638                             |



## Summary of the Survey

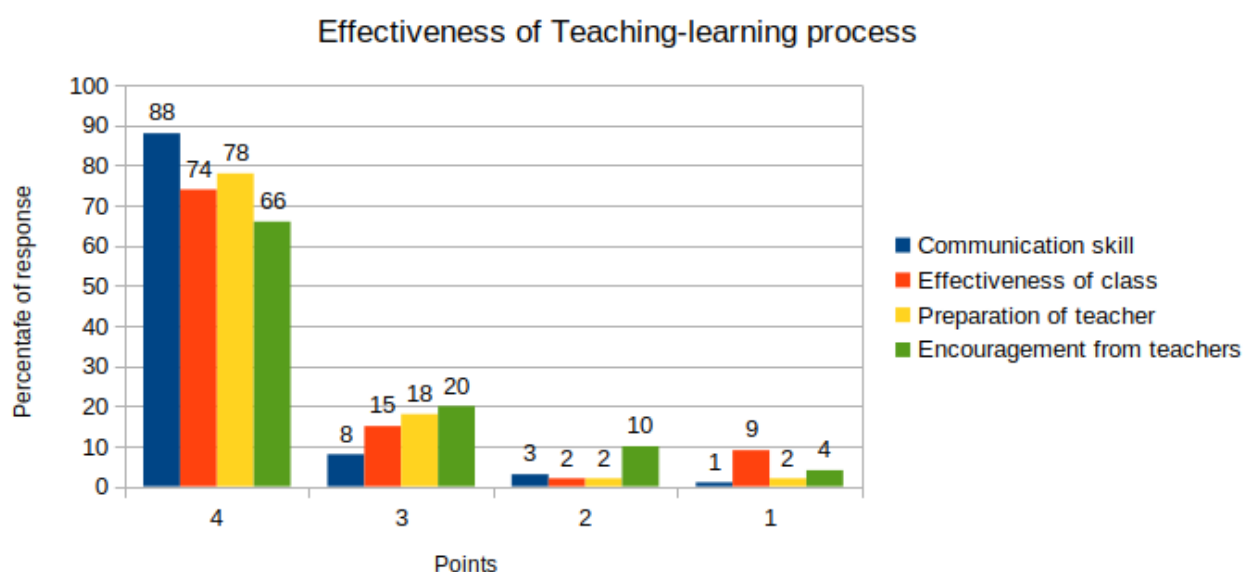
Student Satisfaction Survey was conducted by IQAC for the purpose of submitting AQAR 2019-20 to NAAC. 638 students took part in the survey. Summary of the survey was prepared by IQAC and the details are added to college website

All students participated in the survey agreed to 100% completion of syllabus of all courses in all programs. More than 80% of total students took the survey, cast their vote for effective communication of the teachers and good preparation of teachers for the classes. Most of the responses cover common thought of fairness of the internal evaluation process by the teachers and discussion of internal marks with the students.

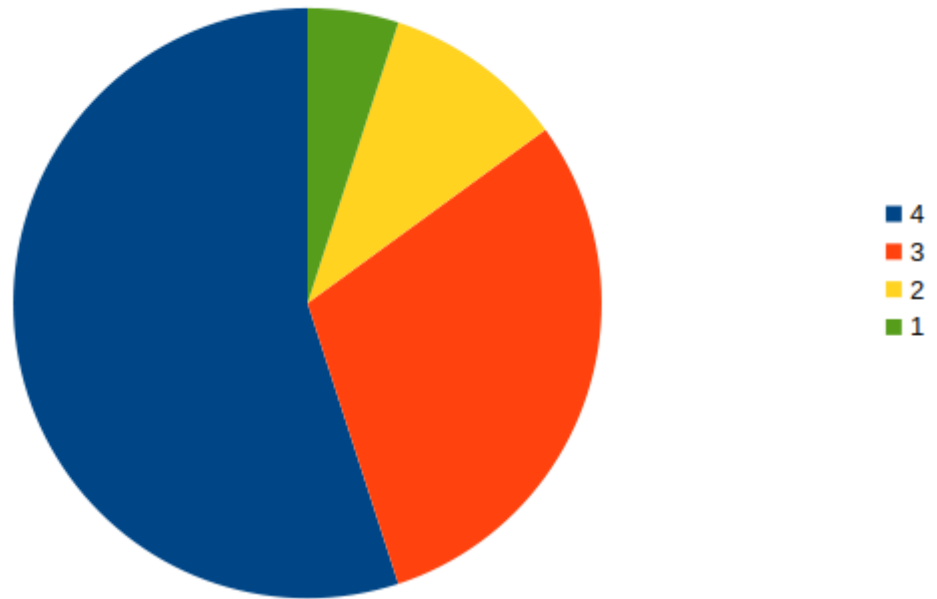
Majority of the students agreed that institution takes active interest in promoting internship, student exchange, field visit opportunities for students and are satisfactory with teaching and mentoring process in the institution facilitates in cognitive, social and emotional growth.

For question no. 9: The institution provides multiple opportunities to learn and grow, only less than 50% of the students recorded a satisfactory response. Above 60% of the students agreed to institution / teachers use student centric methods, such as experiential learning, participative learning and problem solving methodologies for enhancing learning experiences. Other major responses are as follows

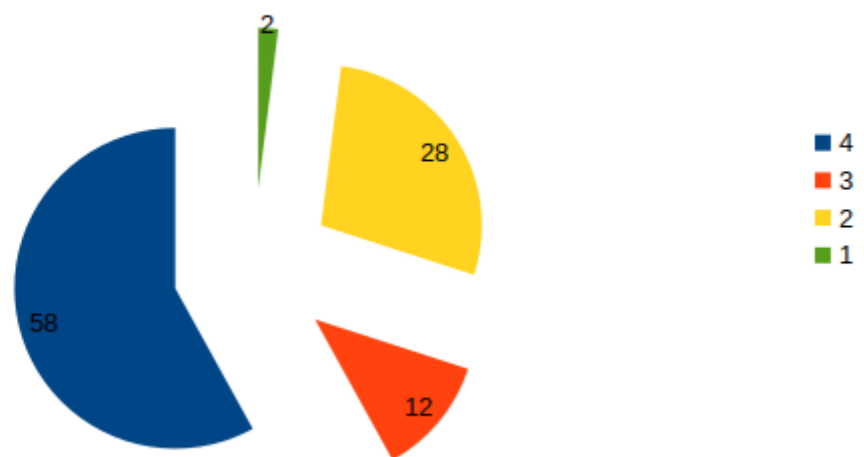
Efforts made by the institute/ teachers to inculcate soft skills, life skills and employability skills to make students ready for the world of work is only satisfactory. Teachers always encourage to participate in extracurricular activities. To a great extent, teachers are able to identify weaknesses of students and help to overcome them. Hundred percentage of teachers use ICT tools such as LCD projector, Multimedia, etc. while teaching. The overall quality of teaching-learning process in the institution is very good.



Efforts are made by the institute/ teachers to inculcate soft skills, life skills and employability



The institute/ teachers use student centric methods, such as experiential learning, participative learning and problem solving methodologies for enhancing learning experiences.



## **Action Taken Report**

As per the evaluation of Student Satisfaction Survey, IQAC recommended the college council to take the following measures for more effective delivery of curriculum.

1. The institution should take active interest in promoting internship, student exchange, field visit opportunities for students.
2. Teachers should inform the students about expected competencies, course outcomes and programme outcomes.
3. The institution / teachers increase the use of student centric methods, such as experiential learning, participative learning and problem solving methodologies for enhancing learning experiences.
4. Efforts are to be made by the institution / teachers to inculcate soft skills, life skills and employability skills to make the students ready for the world of work.
5. Institution needs to strengthen Placement and career guidance cell to compete with highly competition world outside.